

Web 2.0 – The Web’s Edge

Instructor Teresa Pelkie

Assignment #5– Class # 6

Purpose:

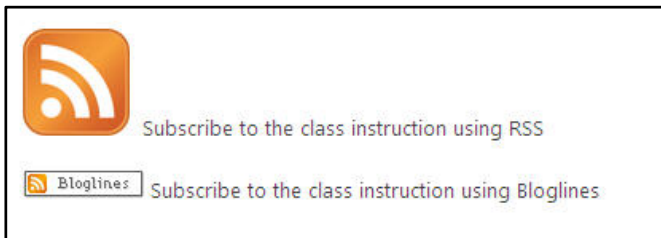
1. To learn how to subscribe to feeds
2. To learn how to use an aggregator to view feeds

Procedure

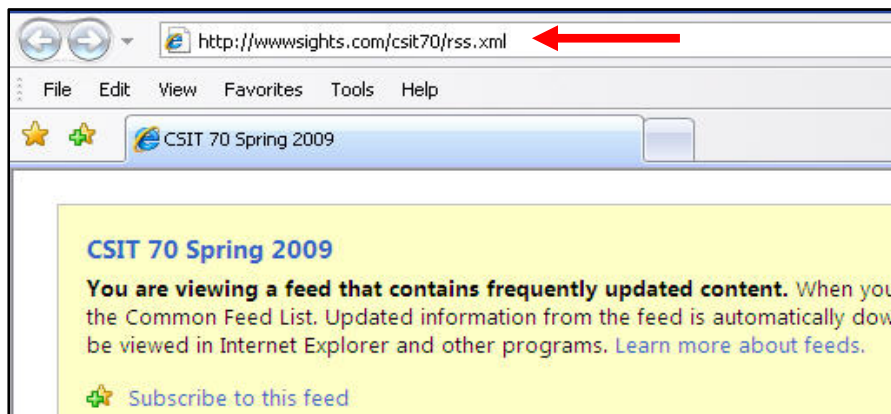
1. Set up an account on **Bloglines.com** (or another reader if you wish)
2. **Subscribe to the feed of the wiki class lectures** by using the icon at the bottom of the home page. **note:** the main wiki feed, using the icon at the top of the page, is a feed of the updates
3. You may wish to subscribe to other feeds also, to learn how to use the reader and to see the value of a feed
4. **Email me the link to one of the posts** using Bloglines . If using another reader, then you will need to use your own mail program. **Include your name in the message.**

Step by Step – also shown in the video

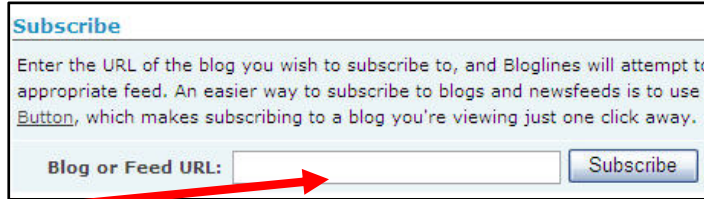
1. Subscribe to the feed using either of the icons at the bottom of the front page on our wiki



2. If using the RSS icon, you will copy the URL and paste it into the reader



Click "Add", then paste the URL



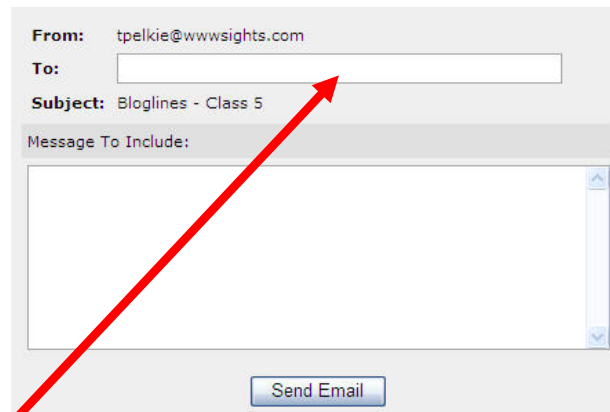
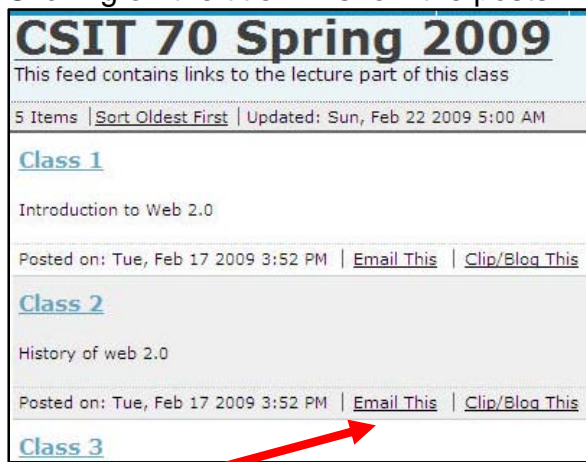
3. If using the "Bloglines" icon, you will automatically go to Bloglines . Click the "Subscribe" button further down on the page to verify the subscription.



4. Once you have subscribed, you will see ITvbe a [] the feed in the reader.



5. Clicking on the title will show the posts



6. Email a link to one of the posts to **teresa@wwsights.com** and include your name